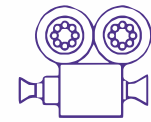
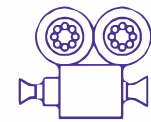


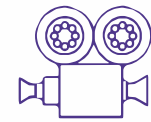
## ELEMENTARY SCHOOL PITCH VIDEO GUIDELINES



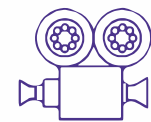
Create a 3 to 4-minute video.



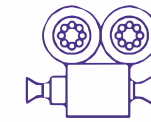
Introduce yourself (Name and grade).



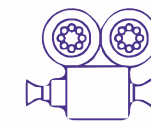
Introduce your invention, the problem your invention solves, research, and the manufacturing process. Remember to address the entire rubric during your pitch.



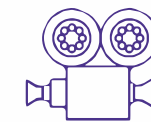
Videos should run continuously in one take - no edits.



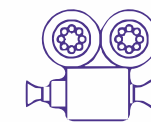
Present as if you are in front of judges. Use all your time to address your invention fully - remember you are the expert!



If you are using a phone - hold the phone horizontally/ landscape and remember to clean your camera.



Share your digital posters, tri-fold board, and prototype. \*This is a qualifying requirement Online Qualifier and State Finals.



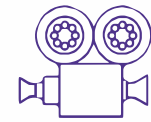
Submit an **Unlisted YouTube** link with your Online Qualifier Registration.



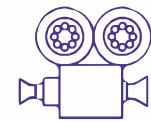
**CEISM**

Georgia Tech Center for Education Integrating  
Science, Mathematics, and Computing

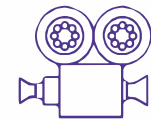
## MIDDLE SCHOOL PITCH VIDEO GUIDELINES



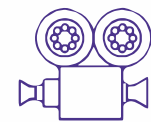
Create a 4 to 5-minute video.



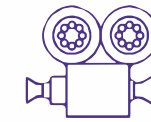
Introduce yourself (Name and grade).



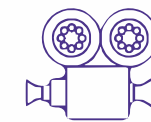
Introduce your invention, the problem your invention solves, research, and the manufacturing process. Remember to address the entire rubric during your pitch.



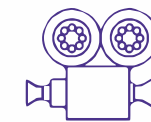
Videos should run continuously in one take - no edits.



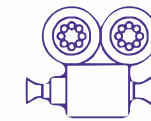
Present as if you are in front of judges. Use all your time to address your invention fully - remember you are the expert!



If you are using a phone - hold the phone horizontally/ landscape and remember to clean your camera.



Share your digital posters, tri-fold board, and prototype. \*These are required for Online Qualifier State Finals



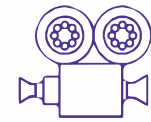
Submit an **Unlisted YouTube** link with your Online Qualifier Registration.



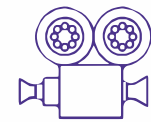
**CEISM**

Georgia Tech Center for Education Integrating  
Science, Mathematics, and Computing

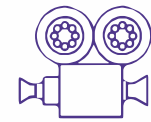
## HIGH SCHOOL PITCH VIDEO GUIDELINES



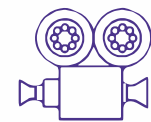
Create a 4 to 5-minute video.



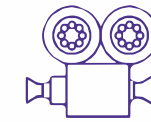
Introduce yourself (Name and grade).



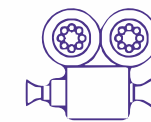
Introduce your invention, the problem your invention solves, research, and the manufacturing process. Remember to address the entire rubric during your pitch.



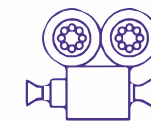
Videos should run continuously in one take - no edits.



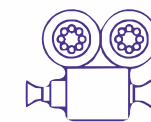
Present as if you are in front of judges. Use all your time to address your invention fully - remember you are the expert!



If you are using a phone - hold the phone horizontally/ landscape and remember to clean your camera.



Share your digital posters, tri-fold board, and prototype. \*These are required for Online Qualifier State Finals



Submit an **Unlisted YouTube** link with your Online Qualifier Registration.



**CEISM**C

Georgia Tech Center for Education Integrating  
Science, Mathematics, and Computing